




<p><u>PTO Code</u> 081BE</p> <p><u>Pump Side Connection Type of PTO</u> 6 Keyway Milling Spindle Output 6x21x25 - UNI</p> 	<p><u>Main Transmission Model</u></p> <p>HINO 350 5 S HINO LH 05 S HINO MG 06 HINO MG 10 S HINO MH 06 S TOYOTA LH 05</p>	<p>Gear Type : Left Helix PTO Type : Double Thread Torque Nm : 180 Power Kw : 18 Output Ratio 1000 Rpm : 1:1,29 Mounting Location : Left Side Control System : Mechanical PTO Shaft Rotation : Right — (Pump Shaft Rotation : Left) Weight Kg. : 11,00</p>	
<p><u>PTO Code</u> 313VE</p> <p><u>Pump Side Connection Type of PTO</u> 6 Keyway Milling Spindle Output 6x21x25 - UNI</p> 	<p><u>Main Transmission Model</u></p> <p>HINO 350 5 S HINO LH 05 S HINO MG 06 HINO MG 10 S HINO MH 06 S TOYOTA LH 05</p>	<p>Gear Type : Left Helix PTO Type : Double Thread Torque Nm : 170 Power Kw : 17 Output Ratio 1000 Rpm : 1:1,29 Mounting Location : Left Side Control System : Vacuum PTO Shaft Rotation : Right — (Pump Shaft Rotation : Left) Weight Kg. : 10,00</p>	